

CITMFB Mobile App - Account Opening Guide



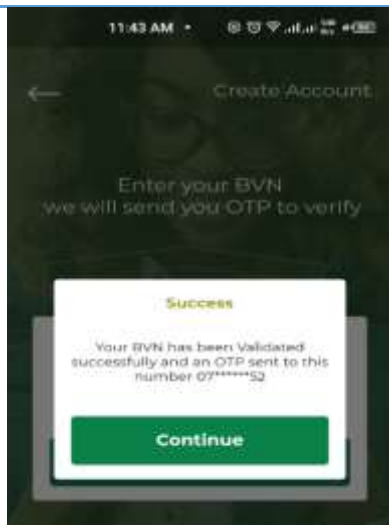
Step 1:
Click on the 'Create an Account' button as shown in the image.



Step 2:
Read the Terms and Conditions' and Click 'Accept and Continue' button as shown.



Step 3:
Enter you BVN as shown on the next page



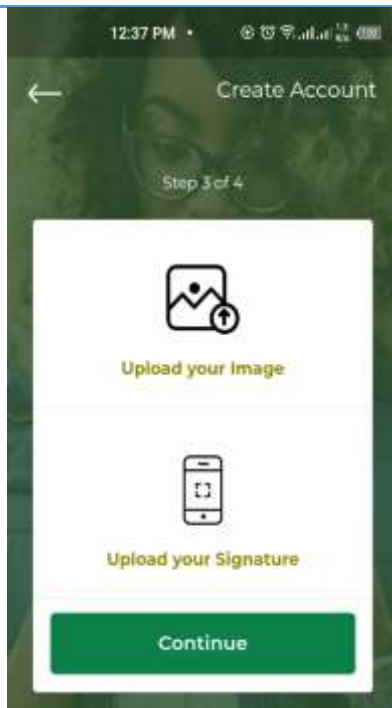
Step 4:
Enter your BVN and system will verify using OTP as shown.



Step 5:
Click Continue Button.



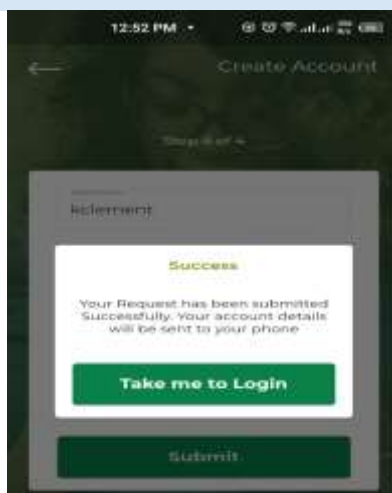
Step 6:
Enter your email and Address and Click the Continue button.



Step 7:
Upload your image and Signature and click Continue button.



Step 8:
Enter your Username, Password, Transaction Pin and finally the OTP sent to your phone earlier.



Step 9:
Enter your Username and Password to Login